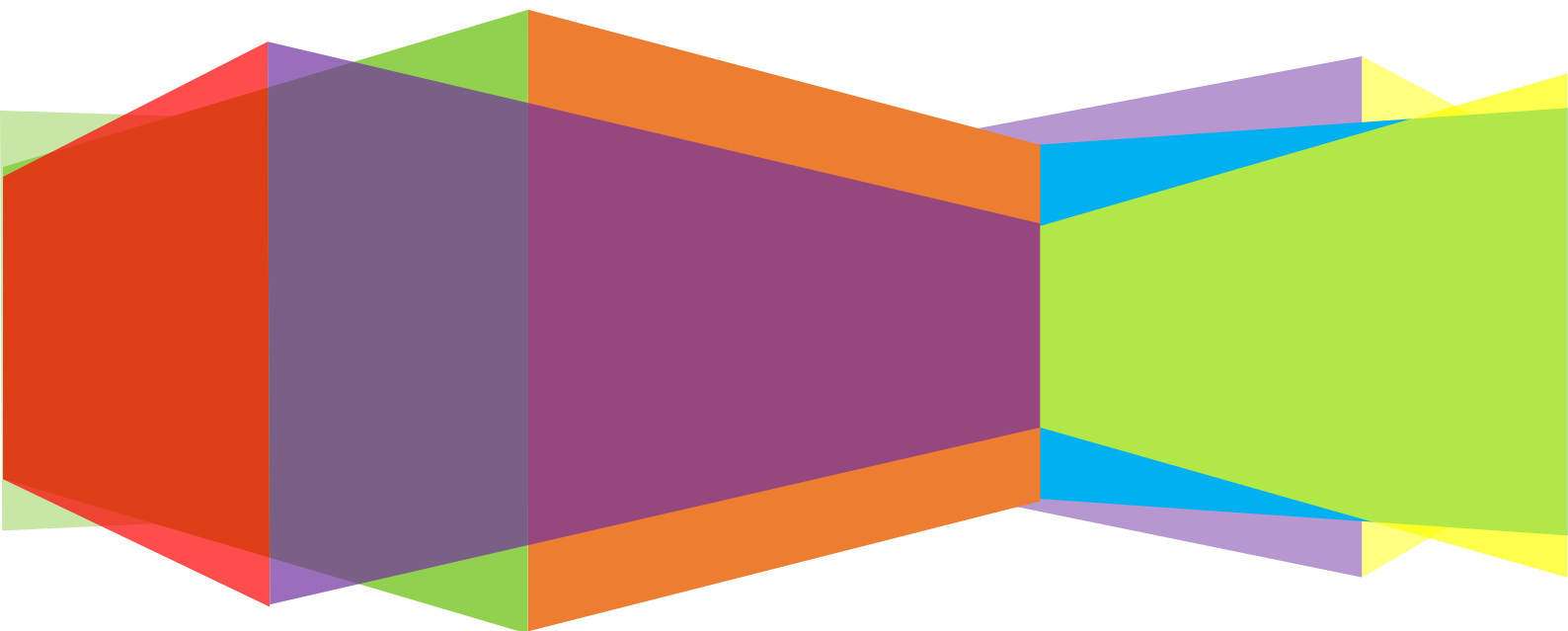




An audit of C&V sector membership of Children and Young People's Services Committees

Colma Nic Lughadha, National Co-ordinator for CYPSC



Summary of findings

All twenty-two Children and Young People's Services Committees (CYPSC) that responded to the audit survey have members from the community and voluntary sector, indicating a 100% representation rate from the community and voluntary (C&V) sector across CYPSC. A total of 131 CYPSC members are from the community and voluntary sector. In general CYPSC members from the community and voluntary sector represent a diverse range of C&V sector organisations, with some CYPSC having up to nine C&V sector organisations represented on their CYPSC. That said the level of community and voluntary sector representation on one CYPSC is as low as two organisations.

Community and voluntary sector organisations have become a member of CYPSC through a variety of methods including written invitation, verbal invitation, nomination from a local network and making a request to join. Organisations are invited to join a CYPSC on the basis of them being large providers of services to children young people and families in the CYPSC area, or if they have a cross-cutting remit in the CYPSC area, for example local development companies.¹ Membership of a CYPSC is determined by the contribution or influence an agency can have on planning, funding prioritisation or alignment of services with the county (CYPSC area).²

Of the twenty-two CYPSC that responded to the audit survey 17 of them provided data pertaining to their Sub-groups. This data indicates that 100% of CYPSC have community and voluntary sector organisations on their CYPSC Sub-groups. This equated to 272 individual CYPSC Sub-group members from the community and voluntary sector. The diversity and volume of community and voluntary sector organisations at CYPSC Sub-group level is broader than that at the main CYPSC. The CYPSC Sub-group structure across the five national outcomes for children and young people facilitates an engagement by CYPSC of that diversity of organisation operating within a small area or providing specific or targeted services.

Mirroring practice pertaining to CYPSC membership community and voluntary sector organisations have become CYPSC Sub-group members through a variety of methods including written invitation, verbal invitation, nomination from a local network and making a request to join.

Finally just over half of CYPSC members from the community and voluntary sector also participate in the CYPSC sub structure by being a member of one or more CYPSC Sub-groups.

¹ Toolkit for the development of Children's Services Committees 2nd edition. DCYA, 2012. Pg.11

² Blueprint for the development of Children and Young People's Services Committees. DCYA, 2015. Pg.21

Introduction

An audit of community and voluntary sector membership of Children and Young People's Services Committees (CYPSC) was undertaken by the National Co-ordinator for CYPSC in August 2016. The purpose of the audit was to develop an overall picture of the nature and level of community and voluntary (C&V) sector representation on CYPSC. The National Co-ordinator for CYPSC would like to express appreciation to all CYPSC respondents and acknowledge the time and effort required to participate in this exercise.

Method

Twenty four CYPSC areas were contacted to contribute to the audit. Those CYPSC are at varying stages of development and operation.³ Each CYPSC was emailed an audit survey and were asked to complete it and return it. See Appendix 1 for a copy of the audit tool. Reminders and follow up emails and phone calls were made as required to ensure as full and as complete a response as possible was received from each CYPSC. Data was then compiled and analysed to establish:

- The proportion of CYPSC that have members from the C&V sector
- The types of C&V organisations who are members of CYPSC
- The level of C&V sector membership on each CYPSC
- How the C&V sector organisation became a CYPSC member
- The proportion of CYPSC that have Sub-group members from the C&V sector
- The types of C&V organisations who are Sub-group members
- The level of C&V sector membership on CYPSC Sub-groups.
- How the C&V sector organisation became a Sub-group member
- The proportion of CYPSC members who are also on one or more CYPSC Sub-groups

Response rate

Overall twenty-two out of 24 CYPSC areas responded to the audit. Of the two areas that did not respond neither currently has a CYPSC Co-ordinator in post. Of the 22 responses received seventeen CYPSC returned a fully completed audit and 5 CYPSC returned a part-completed audit. Table 1 illustrates the CYPSC that were contacted and submitted a response either fully-completed or part-completed.

³ Some CYPSC have been in existence since 2007, some are just being established in 2016. Some CYPSC are operating without a CYPSC Co-ordinator support as appointments by Tusla are awaited. Others have a co-ordinator in place and consequently in some instances were in a better position to respond to the audit.

Table 1. Summary of CYPSC contacted and CYPSC responses

CYPSC Name	Responses Received	Fully Complete	Partly Complete
Carlow	✓	✓	
Cavan/Monaghan	X		
Clare	✓		X ⁴
Cork	✓	✓	
Donegal	✓	✓	
Dublin City North	✓	✓	
Dublin City South	✓	✓	
Fingal	✓	✓	
Galway	✓	✓	
Kerry	✓	✓	
Kildare	✓	✓	
Kilkenny	✓		X ⁵
Limerick	✓	✓	
Longford /Westmeath	✓	✓	
Louth	✓		X ⁶
Mayo	✓	✓	
Meath	✓	✓	
Roscommon	✓	✓	
Sligo Leitrim	✓		X
South Dublin	X		
Tipperary	✓	✓	
Waterford	✓		X
Wexford	✓	✓	
Wicklow	✓	✓	
Total sent 24	22	17	5

⁴ Clare CYPSC is in development and has not established Sub-groups yet

⁵ Kilkenny CYPSC is in development and has not established Sub-groups yet

⁶ Louth CYPSC is in the process of re-developing its Sub-groups

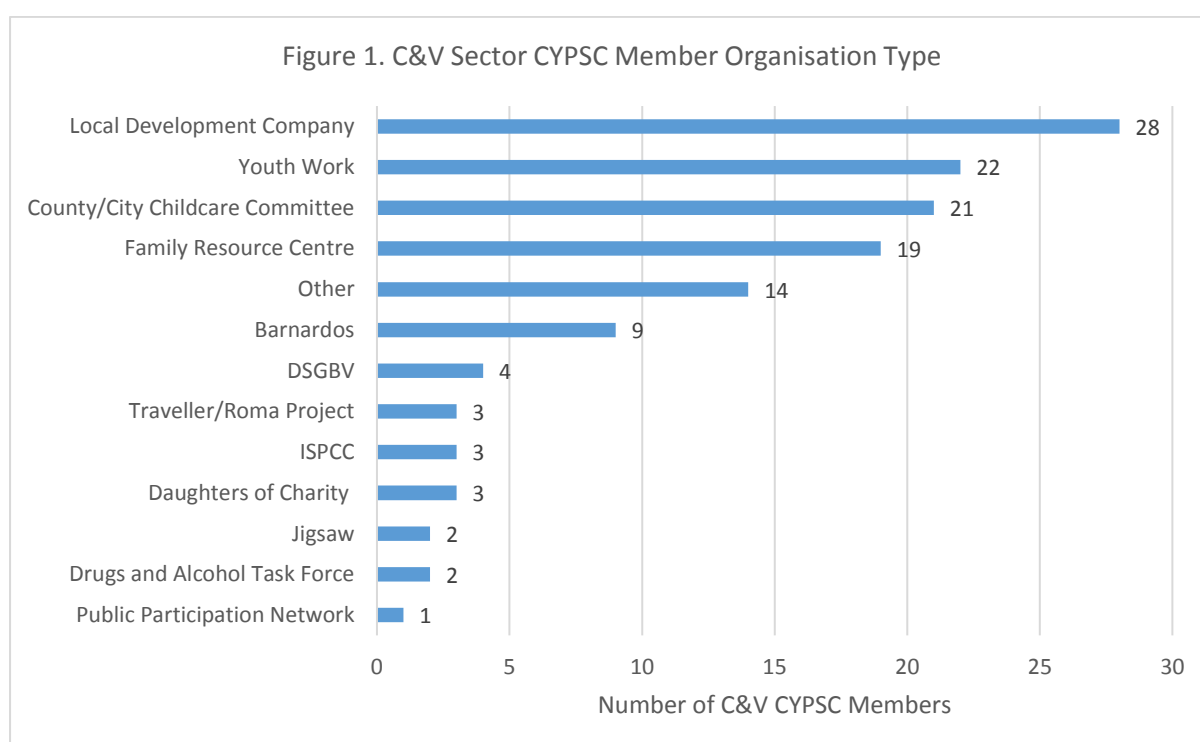
Findings

Proportion of CYPSC that have members from the C&V sector

100% of Children and Young People’s Services Committees have community and voluntary sector members. There are 131 CYPSC members from the community and voluntary sector currently engaged in the work of the 22 CYPSC that responded to the audit.

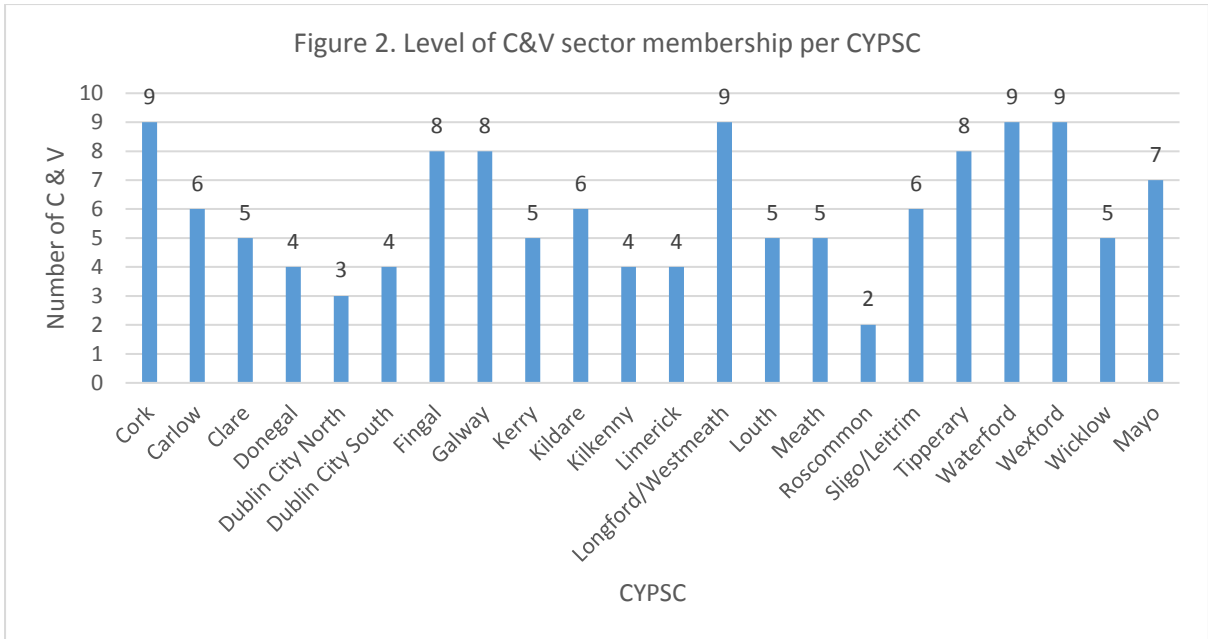
Types of C&V organisations who are members of CYPSC

The type of community and voluntary sector organisation participating in CYPSC is wide ranging. Figure 1 provides an overview of organisation types.



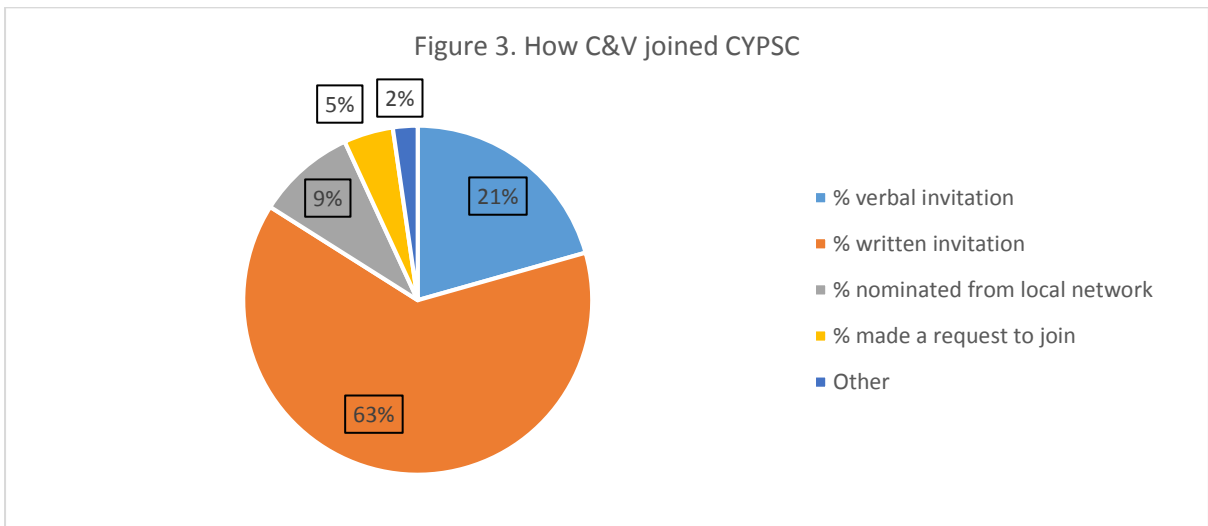
Level of C&V sector membership on each CYPSC

The number of community and voluntary sector organisations on any one CYPSC can vary greatly. Results from this audit indicate that the number of C&V sector organisations on a CYPSC ranges from two organisations up to nine organisations. Figure 2 below presents the level of C&V sector organisation membership on each CYPSC that responded to the audit.



How C&V sector organisations join a CYPSC

The audit survey asked CYPSC to indicate how each individual member from a community and voluntary sector organisation became a member of the CYPSC. Results presented in figure 3 indicate that a majority (63%) of C&V sector members received a written invitation from the CYPSC to become a member. The next highest route to CYPSC membership was by verbal invitation on behalf of the CYPSC at 21%. Other routes to CYPSC membership included nomination from a local network (9%), making a request to a CYPSC to become a member (5%) and other methods at 2%.



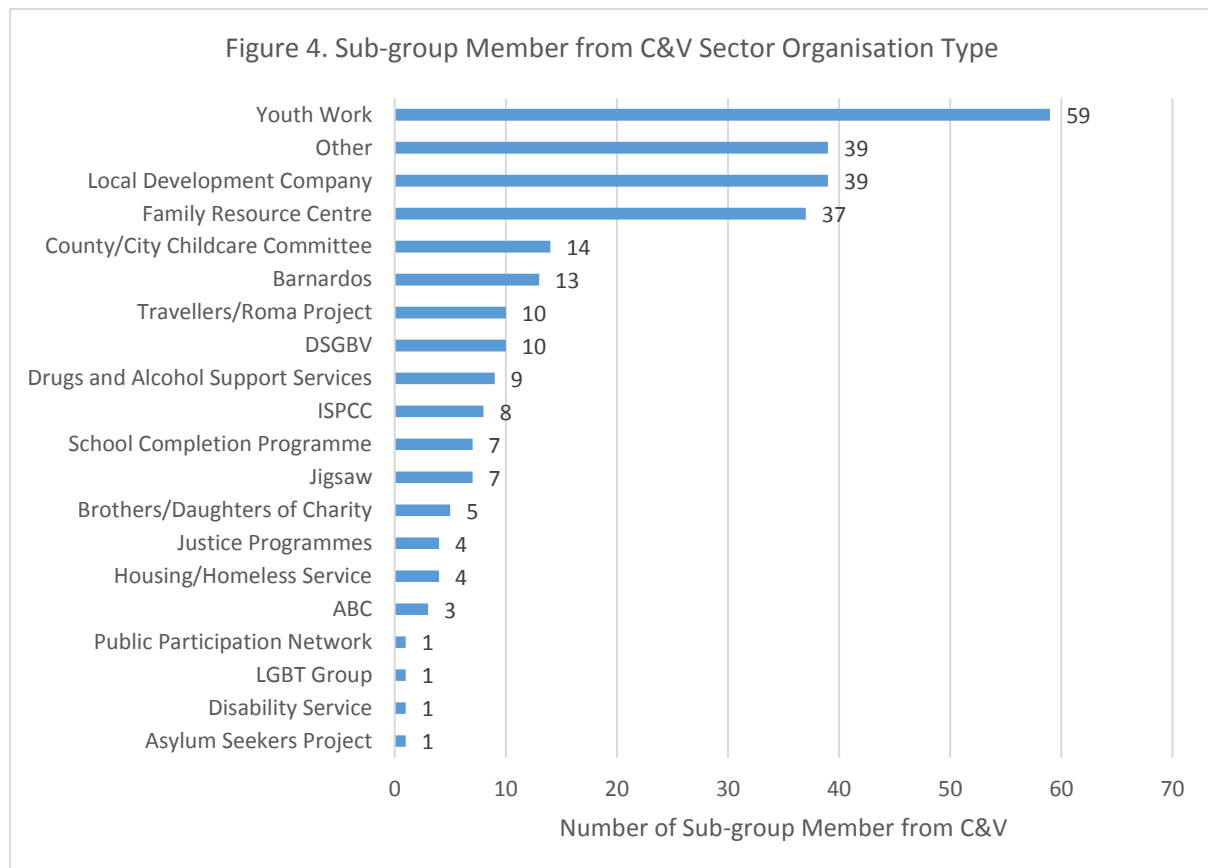
The proportion of CYPSC that have Sub-group members from the C&V sector

Seventeen CYPSC completed the section of the audit pertaining to community and voluntary sector membership of CYPSC Sub-groups. Of these seventeen Children and Young People’s Services Committees 100% have community and voluntary sector organisations within the membership of their Sub-groups. CYPSC responses to this section of the audit survey indicate that there are 272

individuals from the community and voluntary sector progressing CYPSC work within CYPSC Sub-groups.

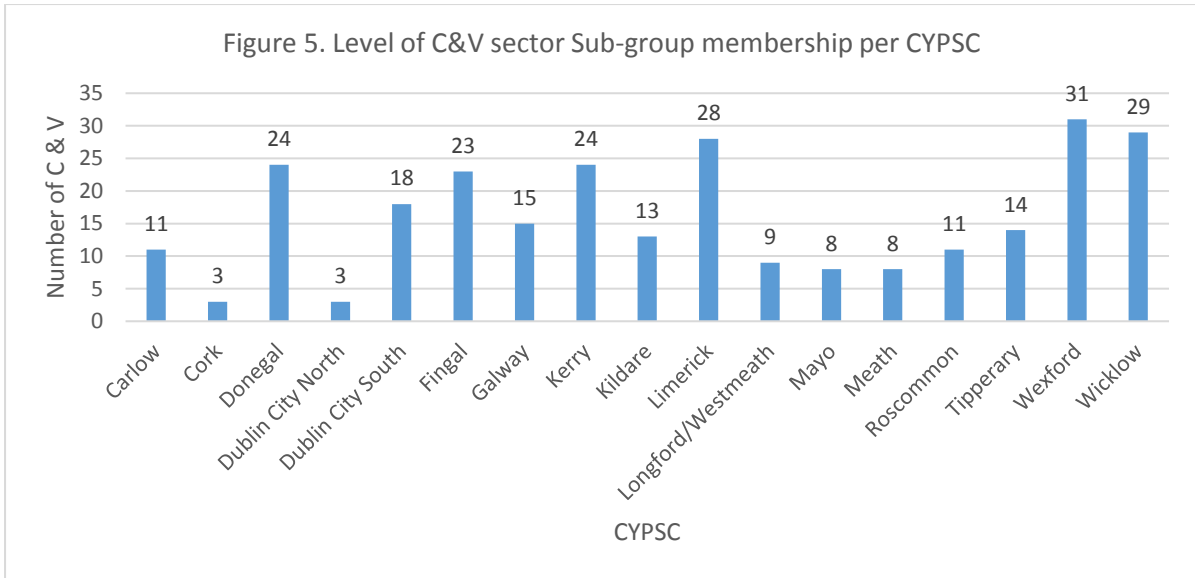
Types of C&V organisations who are CYPSC Sub-group members

Community and voluntary sector organisations participating on CYPSC Sub-groups are drawn from a broad range of disciplines and sectors. Sub-groups are also populated by a greater diversity of C&V sector organisations than the main CYPSC. While those organisations that sit at the main CYPSC table do participate in CYPSC Sub-groups they are joined by a broader cohort of C&V organisations at the Sub-group table, reflecting a diversity of C&V activity in each local CYPSC area. Figure 4 provides an overview of C&V sector organisation types on CYPSC Sub-groups. It is worth noting that the “Other” category of C&V sector comprises, in the main, of a range of C&V sector organisations local to that county / CYPSC area. These could be providing a combination of services across early years, afterschool activities, counselling, sports development etc. and therefore do not necessarily neatly fall into any one of the organisation types presented below. A fuller analysis, beyond the scope of this audit, would be required to parse out this category.



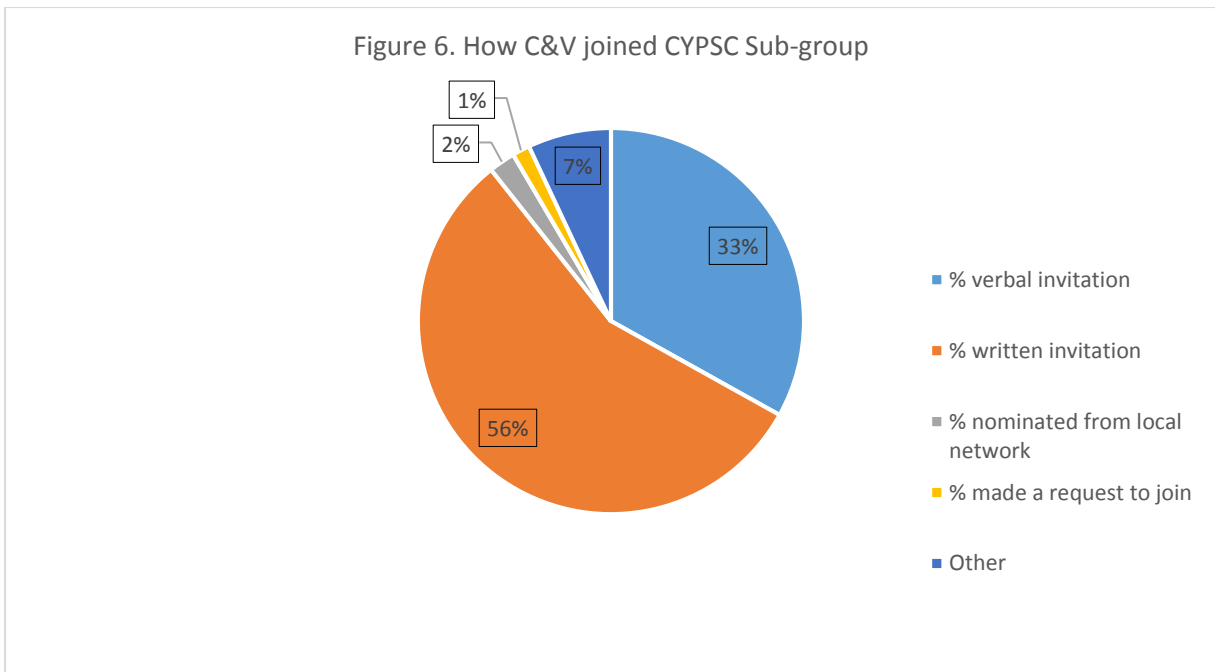
Level of C&V sector membership on CYPSC Sub-groups

Across the seventeen CYPSC that responded to this element of the audit there are 272 CYPSC Sub-group members from community and voluntary sector organisations. The level of membership varies greatly and where it appears very low i.e. less than 8 Sub-group members from the C&V sector, it is likely that the CYPSC is in early stages of establishment and does not have all its Sub-groups up and running.



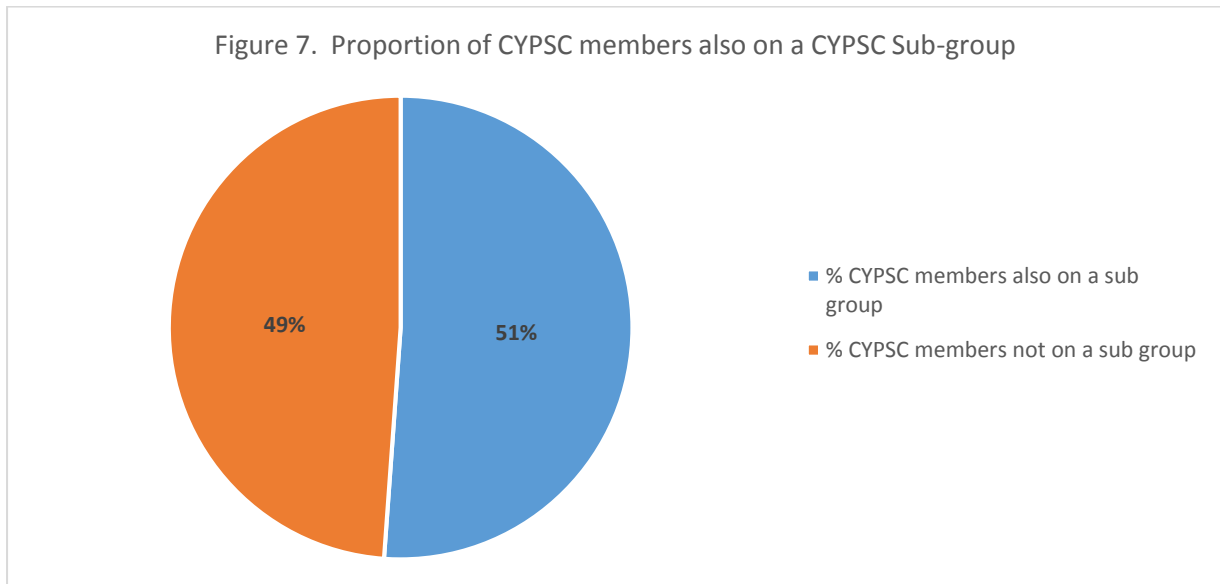
How a C&V sector organisation joins a CYPSC Sub-group

The audit survey asked CYPSC to indicate how each individual CYPSC Sub-group member from a community and voluntary sector organisation became a Sub-group member. Results presented in figure 6 indicate that a majority (56%) of Sub-group members from the C&V sector received a written invitation from the CYPSC to become a Sub-group member. The next highest route to CYPSC Sub-group membership was by verbal invitation on behalf of the CYPSC at 33%. Other routes to CYPSC Sub-group membership included nomination from a local network (2%), making a request to a CYPSC to become a Sub-group member (1%) and other methods at 7%.



Proportion of CYPSC members who are also on one or more CYPSC Sub-groups

As illustrated in Figure 7 below just over half of CYPSC members from the community and voluntary sector are also on one or more CYPSC Sub-groups.



Appendix 1 – CYPSC community and voluntary sector audit tool

Sheet 1 Summary		
CYPSC Name: (Please enter CYPSC name here)		
Q1. Do you have CYPSC members representing the C&V sector on your CYPSC? Please click the box below then click the drop down menu arrow to select answer.	Q2. If Yes, how many CYPSC members are from the C&V sector? Please click the box below then click the drop down menu arrow to select answer.	Q3. Do you have C&V sector representative members on your CYPSC Sub-groups? Please click the box below then click the drop down menu arrow to select answer.
Proceed to Q2. please	Proceed to Q3. please	Yes No

Sheet 2 CYPSC Members								
CYPSC Name: (Please enter CYPSC name here)								
Please provide below details of CYPSC members from the C&V sector. When finished please go to Sheet 3 to provide details of Sub-group members from the C&V Sector.								
CYPSC Members Name:	Organisation:	Job Title:	Email:	Tel Number:	Address:	How did this individual become a CYPSC member? Please click the box below then click the drop down menu arrow to select answer.	Is this CYPSC member on a Sub-group? Please click the box below then click the drop down menu arrow to select answer.	If Yes, Please list the Sub-group(s)

Sheet 3 Sub-group members						
CYPSC Name: (Please enter CYPSC name here)						
Please provide below details of Sub-group members from the C&V sector.						
Sub-group Members Name:	Organisation:	Job Title:	Email:	How did this individual become a Sub-group member? Please click the box below then click the drop down menu arrow to select answer	How many Sub-groups is this person on? Please click the box below then click the drop down menu arrow to select answer.	Please list the Sub-groups this person is on: