

# Welcome to the Happy Talk Clowning Around Pack!



Happy Talk is a part of the HSE Speech and  
Language Therapy Service.

Happy Talk seeks to support language, literacy and  
learning skills of young children.

## Welcome to the Happy Talk Posting Letters Pack!

This pack contains ideas and activities to play and use at home to help develop early language, literacy and learning skills.

We hope you enjoy these resources, and send photos of your drawings, make and do, and stories to us by email to [aoife.oshea@hse.ie](mailto:aoife.oshea@hse.ie), by text or Whatsapp to 0876440177 or on Facebook (Happy Talk).

We look forward to seeing our regular Happy Talkers again in Cork City! Please note however, we are happy for this resource to be shared far and wide, and hope as many people as possible enjoy it.

All materials used in this pack are either generated by Happy Talk - HSE or are free to download online.

The activities in this pack are intended for children aged approximately 4 - 8 years. However that doesn't mean some of these activities can't be enjoyed by kids of all ages; even grown up kids!

We wish to thank the students and staff of UCC Speech and Language Therapy Dept. for helping to make these packs possible.

## Happy Talk Mindful Moments

Happy Talk Mindful Moments are a chance to take a time out and to settle or energise your brain and body. Learning to pay attention can build great listening and learning skills. In these times it is normal to feel a little worried, and so a Happy Talk Mindful Moment is a great way to remain calm.



## Today's Mindful Moments.

Clowns are lucky because they have a very special job. Their job is to make people laugh and smile. Sit down and relax. Make sure you are comfortable and then close your eyes.

Think of one person or animal in your life that make you laugh and smile. Is it your brother or your dog? Take a moment to picture them in your mind. Think about how they make you laugh and smile? Maybe they play fun games with you? Maybe they tell funny jokes? Smile while you think of them!

Now, can you think of something that make you smile. It may be a movie, a fun game, a funny joke, the sun shining outside, or your favourite treat.

It is a great idea to take a few moments out of your day to think of the things that make you laugh and smile. You learn to appreciate and make the most of these special things.

## Clowning Around Rhymes and Songs

### Tricky the Clown

Tricky, tricky, tricky the clown,  
He's jumps up and he jumps down,  
But one thing he never does,  
Is never wear a frown!

Tricky, tricky, tricky the clown,  
He just loves to mess around,  
But one thing he never does,  
Is fall down on the ground!

Tricky, tricky, tricky the clown,  
His laughter is the very best sound,  
He loves the circus oh so much,  
It's where he can be found!



## Clowning Around Rhymes and Songs

### Look, Look!

Look, look at the clown,




He's jumping up,

He's falling down,



He's rolling over like a ball,

He doesn't seem to care at all!



## Clowning Around Rhymes and Songs

(To the tune of The Hockey Pockey)

We have a big, big clown (x3),  
Now walk like the clown,  
Stand on your toes and push your chest out,  
Now you're a big, big clown.



We have a small, small clown (X3),  
Now walk like the clown,  
Walk on your knees and tuck you head low,  
Now you're a small, small clown.

We have a fast, fast clown (X3),  
Now walk like the clown,  
Run as fast as you can, as fast as a car,  
Now you're a fast, fast clown.



We have a happy, happy clown (X3),  
Now walk like the clown,  
Skip around the room a with a smile on your face,  
Now you're a happy, happy clown.



We have a funny, funny clown (X3),  
Now walk like the clown,  
Make a funny face and tickle someone else  
Now you're a funny, funnny clown!



# Rhyme Time

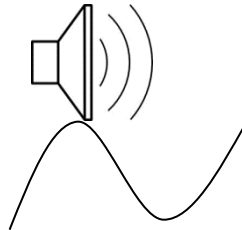
## Voices and Games

Say the rhymes using the following games and activities.

Whisper




Loud-Soft-Loud



Laughing



Robot Voice



Silly Voice



Slow Motion



When it gets a bit easier try these games:

Tap/drum/clap  
out each beat



Tap/drum/clap  
out each word



Say every second word  
with your child



Leave words and see  
can your child fill the gaps



Make mistakes and see does  
your child spot them





## Happy Talk Listening Rules

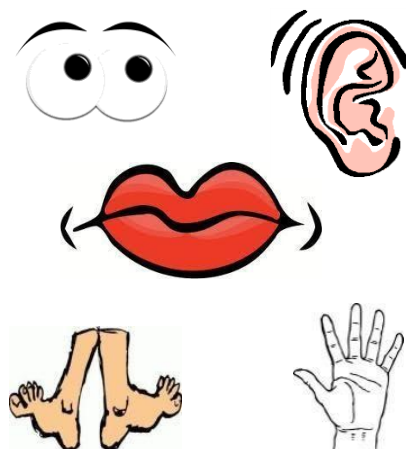
Look with your eyes

Listen with your ears

Mouth is closed

Feet on the ground

Hands are still



## Circus Magic

Listen to the magic spells and repeat them! Then decide which voice to use when you say them!



**Bippity-boppity-BOO!**

**Ala-Ka-ZAM!**

**Zip-Zap-  
ZOOM!**

**Ka-POW!**

**Abracadabra!**

Loud Voice

Quiet Voice

Slow Voice

Fast Voice



## Curly the Clown

Listen to Curly and pretend to be a clown!



(Play this game like "Simon says")

**Curly the Clown says...**

Honk your nose like a clown

Tell a funny joke

Stamp your clown feet

Juggle balls like a clown

Balance on one foot

Blow up a balloon



**Don't forget!**

**If Curly the Clown doesn't say it don't do it!**

## Make Your Own Curly the Clown!


### What you will need:



Balloon  
Old Newspapers  
White glue (PVA)  
Water  
Small tray or container  
Spoon (to stir)  
Paint brush (optional)



1. Blow up the balloon (Ask a parent for help, this is tricky).
2. Tear the newspaper into large and small pieces.
3. Mix the glue and water together in the container.  
Use two times more glue to water.
4. Put the glue mix all over the balloon! Use a brush or your fingers.
5. Place the paper strips on the balloon. Make sure it is smooth!
6. Keep putting the paper on the balloon until it is covered.
7. Repeat steps 5 and 6 until you've three layers on the balloon.
8. Leave the balloon dry. Make sure to turn it upside down so it does not stick to the paper!
9. When the balloon is dry, pop the balloon with a pencil or a pin with the help of an adult!
10. Paint a funny clown face on the balloon!




You can use, cotton wool,  
pom-poms, string, googly eyes,  
or anything else to decorate your clown!



## Clown Cupcakes



(Make sure to get a grown up to help you!)



### What you will need for the cupcakes:



- Cupcake cases
- 120g Self Raising Flour
- 120g Butter/ Margarine (room temperature)
- 120g Caster Sugar
- 2 Eggs (room temperature)
- 1 teaspoon of Vanilla Essence

### What you will need for the icing:

- 200g icing sugar
- 200g soft butter
- Any decoration to make your clown faces! Try chocolate chips or smarties for eyes, marshmallows, sprinkles for hair, blobs of jam for a nose!

## Directions for the Cupcakes

- 



## Act It Out!

We love going to the circus and seeing all the circus stars and animals!


Let's pretend and become some circus stars!

Listen carefully!



Pretend to be a juggler!  
Count how many balls you  
are juggling


Stretch your body  
like an acrobat



Terry the Tiger is a  
friendly tiger.  
Teach Terry how to  
ROARRR!



## Act It Out!



Swing your trunk like  
a circus elephant



Show off your big  
strong muscles!



Balance on a  
tightrope.  
Don't fall off!



Pretend you're a clown with a jiggly hat.  
Shake your head and get the bells ringing



Put your hands on top of  
your head like you are a  
big circus tent!

## Draw a Circus Scene!

Let's draw some things you'd find in a circus!

Get a sheet of paper and follow the instructions to create a fun circus scene!

Draw a clown with a red nose.




Draw an acrobat doing a handstand!





## Time to Draw a Circus Scene!

Draw a magician pulling a rabbit  
out of a hat!



Draw a clown with big red  
and yellow shoes!



Draw a lion jumping through a hoop!



## Time to Draw a Circus Scene!



Take a sheet of paper and follow the instructions to create a fun circus scene! This time we will draw all the things on the same page.

1. Draw a clown with green hair in the middle of the page.
2. Draw a big elephant to the left of the clown.
3. Draw two acrobats sitting on a swing.
4. Draw a clown who is sad sitting on the floor.

## Odd One Out

Below you will see some pictures. Most of these items are things a clown might wear or use. But some of the objects have nothing to do with clowns! These are the 'out ones out'. Let's try to find these items that don't belong to clowns



## Clowning Around Jokes & Question Words

How did the monkey get down the stairs? Why don't lions eat clowns?

What did the egg say to the clown? Why is being a clown a hard job?

Most jokes begin with question words.

**Who, What, When, Where, Why and How?**

Make a question about a clown using each of the question words.

Examples:

1. Who did the clown laugh at?
2. When did the clown join the circus?
3. How did the clown fall over?
4. Why does a clown have a red nose?



## Clowning Around Question Words

When we use a question word at the beginning of a sentence we are usually looking for a specific type of answer. For example, when we ask "where...?" the answer is usually a place or a location. Below, try to match the question words to the most likely answer.



who

when

where

what

Answer

Tuesday

The clown

The balloon

At the park



**Answers:** Who=The clown, When=Tuesday, Where=At the park, What=The balloon

## Clowning Around Jokes & Question Words

Why don't lions eat clowns?  
Because they taste funny!

What do you do in a fight  
with a clown?  
Go for the juggler!

What did the egg say to the  
clown?  
You crack me up!

Why did the clown go to the  
doctor?  
He felt a little funny!

Why is being a clown a hard  
job?  
They have big shoes to fill!

Did you hear about the  
human cannonball?  
He got fired!

What happened to the  
elephant who ran away with  
the circus?  
The police made him bring it  
back!

How do elephants talk to  
each other long distance?  
On the elephone!

How do monkeys get down  
the stairs?  
They slide down the banana-  
ster!



Can you come up with some clown or circus joke?



## Clowning Around Sequencing Game

This short story about Billy the clown has gotten it all jumbled up! Can you help him put the story in the right order? Then the story will make sense. There are 6 sentences. Try to order them from one to 6.

The first one is done for you.

☐

Then Billy the clown drove from his house all the way to the circus.


☐

Later, he went home and fell asleep thinking about his fun day.


☐

Billy the clown woke up early in morning.



the

☐

At the circus, he made all the boys and girls laugh so much that they fell off their seats.


☐

He jumped out of bed and put on his clown clothes.


☐

He ate a big bowl of funny food for breakfast.





## Sequencing Game Answers

- 1 Billy the clown woke up early in the morning.
- 2 He jumped out of bed and put on his clown clothes.
- 3 He ate a big bowl of funny food for breakfast.
- 4 Then Billy the clown drove from his house all the way to the circus.
- 5 At the circus, he made all the boys and girls laugh so much that they fell off their seats.
- 6 Later, he drove home and fell asleep thinking about his fun day.



## Sentence Building Game

Put these sentences into the right order.

Get ready! They get trickier!

juggling

balls.

The Clown

was

red and green

1: Write the sentence here:

---

went

Curley the Clown

to the circus

to watch

Nibbles and twitch

perform.

2: Write the sentence here:

---

## Sentence Building Game

painted

face

The Clown

white

big

red

his

cheeks.

with

3: Write the sentence here:

wore

Curley the Clown

large

shoes

small

and

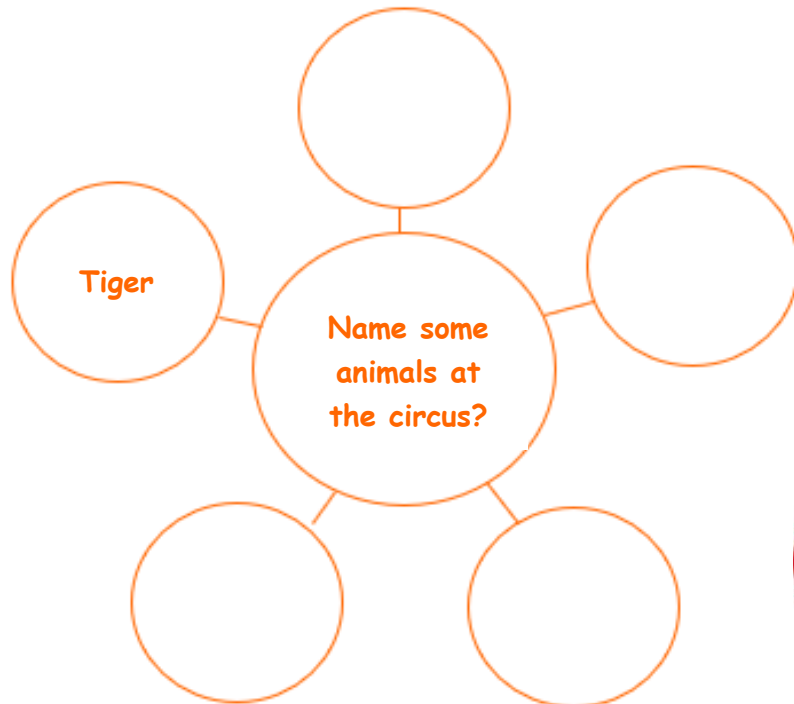
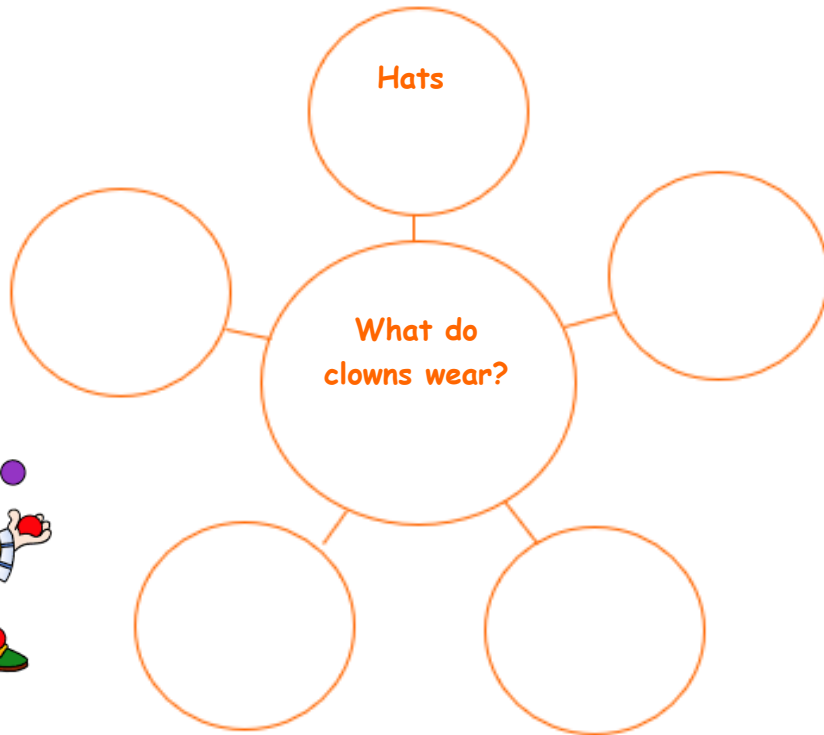
a

hat.

4: Write the sentence here:

Answers: 1: The clown was juggling red and green balls. 2: Nibbles and Twitch went to the circus to watch curly the clown perform. 3: The clown painted his face white with big red cheeks. 4: Curley the clown wore large shoes and a small hat.


## Word Explosions



## New Words About the Circus.

Clowns work at parties, funfairs and the circus!!

Here are some things a clown might do at the circus,  
Match the word with the activity?



Juggle

Tight-rope walker

Walk on stilts

Unicycle

Dance

## At the Circus Crossword

C D G L V O Q V O R Z E T K R S V J O E  
T N A H P E L E E S L F R J J T U M N M  
D G P T G P D T Y C E A O B N G P T K O  
L T V C I L S V Y B P I A C G F E B Q N  
A J B U W A U C X N T J T L O R Z E W K  
W P Z R M H I D S G A H E E T N I A P E  
J Q P G H B L D N L B Z A A E Z V Z A Y  
Y Z N L V U Y I Y G O R I T D W Q C O P  
A I H D A T K B R V R N E Y L I S O H J  
R M W E D U D D D D C K M S T V Q C J Z  
O Q U B L U D D G C A G E S R S N Z O J  
B J C S G N K V V Q Q R Q K F N O V P F  
A W V V E B A L L O N S E L F V I D A J  
L X M O I M Q T L Q W V E T V H L C M Q  
A B K U A H E U T F O P X H D Z S I T U  
N R I N M B P N U S K J D V Z B A P O F  
C G E C T T R A T R C T I G H T R O P E  
I O X G T T Y V W A M H O C F J Q G Y C  
N C I O I B D Q T K K V B X V H A H B N  
G P A Y A T W B O G B B A W S U A I B T

### Words to Find

ACROBAT  
AMUSEMENT  
APPLAUD  
BALANCING  
BALLONS  
BICYCLE  
CAGE  
ELEPHANT  
ENTERTAIN  
HAT

JUGGLE  
LION  
MONKEY  
PAINT  
PARK  
RINGMASTER  
SWEETIES  
TIGER  
TIGHTROPE

## Learning New Words

What new words have you learned about  
clowns and the circus?

Write down three new words

\_\_\_\_\_

What does each word mean?

\_\_\_\_\_  
\_\_\_\_\_  
\_\_\_\_\_

Put each word into a sentence

1: \_\_\_\_\_

\_\_\_\_\_

2: \_\_\_\_\_

\_\_\_\_\_

3: \_\_\_\_\_

\_\_\_\_\_

How many syllables (parts) do these words have?

Clap out each part.



## What Can You See?

Look closely at this picture and see if you can answer the questions?



1. Who is underneath the giraffe?

---

2. How many balloons is the clown holding?

---

3. What colour is the clown's hat?

---

4. Who is above the balloons?

---

5. Name the animal in the bottom right corner?

---

## Spot the Difference

Look at these pictures and point out what is different.



Hint: There are five things different!

## Spot the Difference (Answers)





## Make them Laugh!

A clown's job is to make people laugh!

Here are some fun facts about  
laughing!

Laughing can help  
keep our bodies  
and minds healthy!

Laughing brings  
more oxygen to  
your lungs than  
normal breathing!

Other animals  
like dogs laugh  
too!

Laughter is  
contagious (it  
catches on)

Even when you fake  
a laugh or a smile it  
boosts our mood!



### Fun Activity!

Close your eyes and laugh  
or smile for 10 seconds  
when you do this then see  
how you feel!



## Words Within Words

Mr Curly likes to play tricks! He hid some words in some other words! Can you find them? Look at the example for help.

### Rules

- Read the word/s and write them down.
- Look at the letters in the word/s and see how many new words you can make from them.
- Write these new words in a list.
- Remember, you can only use a letter the same number of times it is in the word/s.

### Example

#### Whiteboard



white  
board  
hide  
ride  
tide

the  
a  
hat

it  
do  
red

wide  
boat  
toad  
road  
bored

April

Funny



Joker

Silly



Laugh



Fools



Juggle



Balance







## Fill in the Blanks

Mr. Curly is playing tricks again!  
Nibbles wrote a story about meeting a clown, but Mr. Curly took out the sentences! Look at the pictures and talk or write about what is happening in each picture to help Nibbles with their story! The first one is done!

Try to use some  
new words you



Tommy and Gemma went to the circus with their mother when the circus came to their town. They were looking forward to it for a long time!









How do you think everyone felt in this story? Imagine this was you, how would you feel?

## Feeling and Describing words

Clowns have lots of different feelings. Look at the clowns and guess what they are feeling or pick the word you would use to talk about what they look like!

### Example



Sad

Mad

Happy

**Answer: Happy!**

Why do you think these clown's felt these things?



Happy

Mad

Sad



Singing

Dancing

Jumping



Sick

Happy

Healthy



Crying

Laughing

Shouting





Lonely

Excited

Shy



Joyful

Excited

Annoyed